

Package Contents:



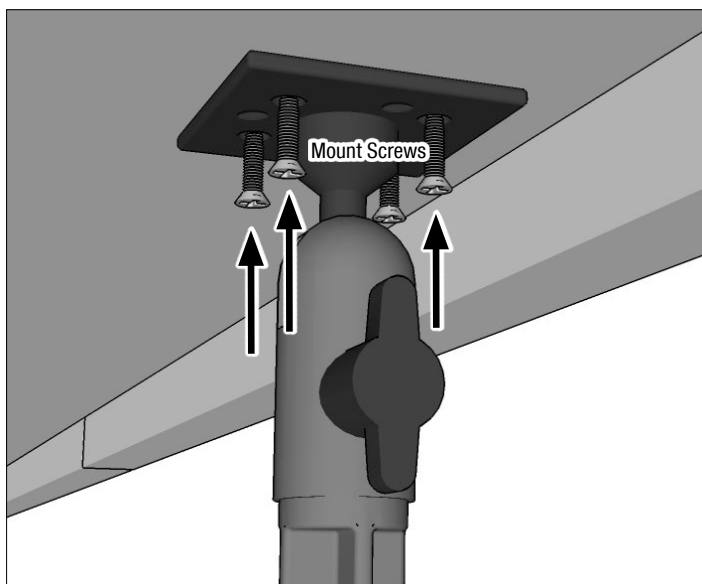
HD006AMPS
8" Heavy-Duty Aluminum
Wall or Flat Surface
Mounting Pedestal



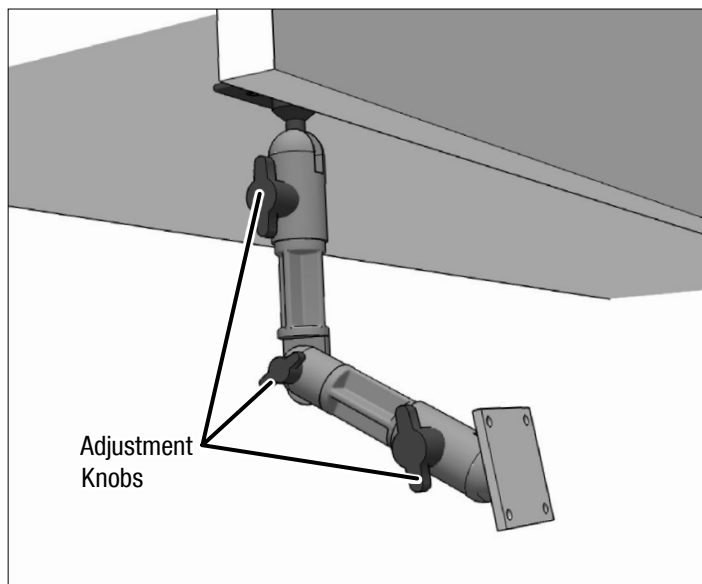
WARNING:
Drilling into the dash or console is a permanent installation to the vehicle. Use caution and consult a mobile install professional to avoid drilling into the gas tank, electrical system or other highly sensitive vehicle components.

Arkon Resources, Inc. is not responsible for any damages caused to your vehicle, furniture or yourself due to the install of the pedestal mount.

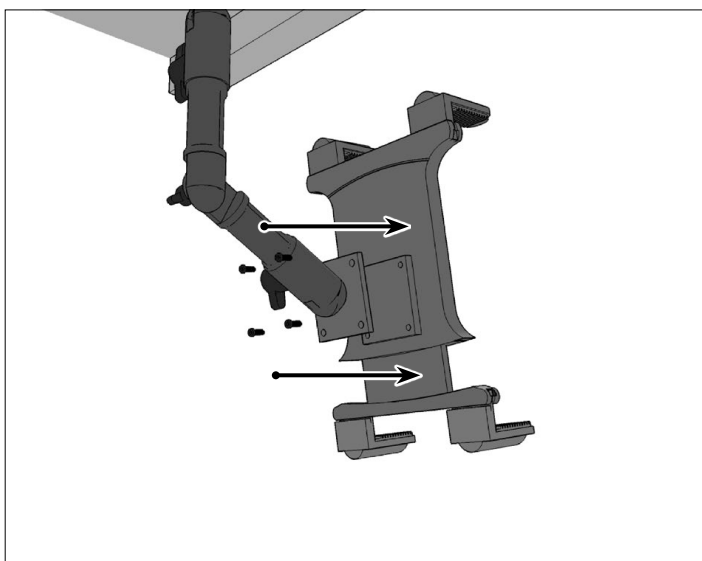
- 1** Screws of 2 lengths included. Use appropriate screws to secure mount to mounting surface. Use anchors if necessary.



- 2** Adjust mount to desired position via the adjustment knobs.



- 3** Attach an AMPS-compatible holder to the mount with screws (may not be included depending on holder; holder sold separately).



Safety Precautions

Arkon is not responsible for any damages caused to your vehicle, your device, or yourself due to the installation or use of this mount.

Do not install Arkon products over an air bag cover or within the air bag deployment zone. Arkon Resources, Inc. assumes no responsibility of liability for injury or death as a result of car crashes and / or air bag deployment.